

kortho

KORTHO CONTROL CENTER



INDUSTRY 4.0 IS NOW A TURN-KEY AVAILABLE COMMODITY

In our mission to make Industry 4.0 easy and accessible, Kortho has adapted a unique software strategy: Not only do we offer our own Kortho Control Center printer and label management software for free, but we also designed our printers to be open and omnicompatible with other third party software as well. This gives us access to the widest offering in turn-key ready software solutions that don't first need massive custom scripting nor complex integration to work properly. Plug & print guaranteed! Making us 100% objective, and you 100% free to choose the best suited software for your specific Industry 4.0 application!

ONE INTUITIVE GUI FOR ALL PRINTERS AND FACTORY LAYOUTS

Kortho Control Center allows for the simultaneous control of anywhere from 1 to 250 different Kortho printers. Just install the app on our Printerface IoT controller or a Windows device of your own and connect any Kortho printer (inkjet, TTO or other) through Ethernet. Each new printer will be detected automatically and added to the printer overview dashboard under a name that you choose. Directly ready for use without the need of any further configuration! This makes Kortho Control Center suitable for all printer control setups: From classic standalone use with one controller per printer, to full Industry 4.0 control of all printers from one central (ERP) terminal!

INDUSTRY 4.0 IS NOW A TURN-KEY AVAILABLE COMMODITY!

SLIMLINE™

VERY COMPLETE, VERSATILE AND FREE OF CHARGE

Despite being free, Kortho Control Center is very complete. Featuring WYSIWYG label design with a cost per print calculator and extended options to define variable fields in labels. The content in these fields can be retrieved in real-time from (ERP) databases and/or generated from protocol (PLC) commands and/or internal counters. Including a barcode generator that supports more than 113 different barcode types! Naturally all TrueType fonts can be used for text items or autocodes, and system menu's and keyboards are available in any language you wish. But also extended functions for serialization, print job automation, diagnostics, multi-level user rights, remote support and much more are included for free!

MAXIMUM SYNERGY WHEN USED WITH SLIMLINE NETWORK PRINTERS

Although Kortho Control Center is also perfectly suited for the standalone control of one printer, maximum synergy is achieved when controlling multiple SLIMLINE printers in a network. A coding method characteristic for Industry 4.0 that avoids manual steps by controlling printers remotely. This not only reduces (human) errors, but also makes a control box next to each printer not needed anymore. This is why SLIMLINE printers are specifically designed to operate without a (nearby) HMI next to each printer. So the more SLIMLINE printers you control with Kortho Control Center from one central terminal, the less controllers you need! Saving money and space at the production line!



HIGHLIGHTS

CENTRALIZED CONTROL

One intuitive GUI/LMS for all Kortho Thermal and Inkjet printers. Operate up to 250 (different) Kortho printers in any setup. From classic standalone to full Industry 4.0 centralized control.



OMNICOOMPATIBLE

Windows native OS designed to be as open and omnicompatible as possible with other third party (LMS) software. Making the widest offering in turn-key software solutions available.



USE YOUR OWN HMI

For use on our optional Kortho Printerface IoT controller or any Windows system or device of your own. App versions also available for IOS and Android devices.*



SAVE ON CONTROLLERS

When used in combination with Kortho SLIMLINE printers no individual controller per printer is needed anymore. Saving money and space at the production line.




SMART LABELDESIGN

WYSIWYG labeldesign with real-time cost per print calculator and extended functions for variable labelfields, autocodes, barcodes, images, counters and more.



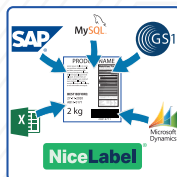
113 BARCODE TYPES

Internal barcode generator for more than 113 different barcode types. Convert any internally generated or externally sent ascii value string into a barcode in real-time.




DATABASE PRINTING

Create variable fields in labels and update their content in real-time from one or more databases/spreadsheets, ERP output files, PLC strings or TCP/IP protocol commands.



CUSTOM AUTOCODES

Compose a custom counter string by combining internal counter functions together in any order that you wish. Optionally convert this string into a barcode for easy serialization.



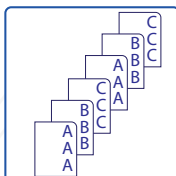
MULTI LANGUAGE GUI

Universal keyboard, TrueType and Unicode font support. Support for extended label autocodes, label content and multiple languages for system menu's and keyboards.



LABEL SEQUENCING

Create a sequence of different labels and save them as one single multi-label file. Upon each new print signal the next label of the sequence shall be printed.



PRINT JOB AUTOMATION

Instantly configure printers for the next print job by scanning a barcode. Select a group of printers and assign their labels to a barcode. Just scan this barcode to load all corresponding labels.



MULTI LOCATION SIGNALING

Printer status of all printers is displayed through text and RGB colors in Kortho Control Center, but also on the printers themselves simultaneously. Displaying all notifications centrally, but also locally at the line.



REMOTE SUPPORT

Extended remote printer diagnostic for all connected printers. Health reports also centrally downloadable onto USB from the Kortho Control Center device or locally from the printers USB port.



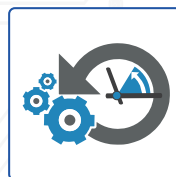
REMOTE NOTIFICATIONS

Receive push notifications of printer status changes. Allowing for the real-time remote monitoring of all factory printers from any device within the same network.



SAVE PRINTER IMAGE

Save current image of any connected printer profile including all labels and settings. This allows for the quick and easy recovery of previously used printer settings.

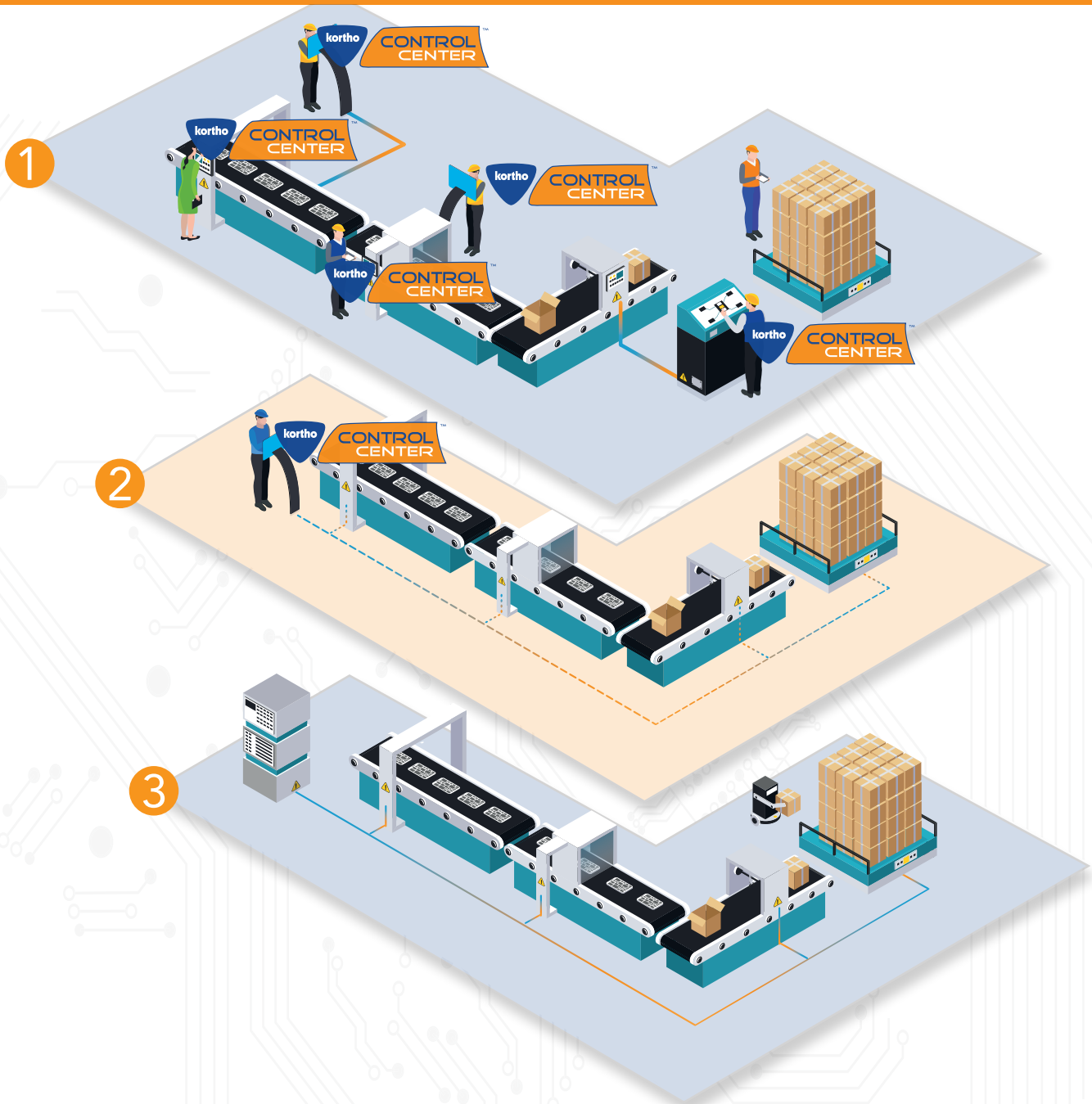


MULTI-LEVEL USER RIGHTS

Extended functions for custom user-rights for multiple users. Create multiple user profiles and define per profile a custom set of user access rights to menu's and printer functions.



PRINTER CONTROL SETUPS



1

Classic standalone setup:

Each printer has its own dedicated HMI with an individual copy of Kortho Control Center installed on it. There is no network connection between the different systems so each HMI is only controlling one printer. Automation level is low as print job parameters and labels have to be designed, stored and selected manually per individual printer. This form of printer control therefore requires a high level of human interaction.

2

Hybrid setup:

A selected group of printers (for example per production-line or per plant) are controlled from one central HMI with Kortho Control Center. The printers and the HMI with Kortho Control Center can be set as a stand-alone network, but also as a sub-network within a higher level one. Despite print job selection is still done manually human interaction is limited as multiple printers will be simultaneously configured for the next print job in one single action (for example by scanning a barcode). Automation levels can vary as print job parameters and labels can still be designed, stored and selected manually if needed (for example when operator input is required), but can also be loaded directly into the printers from the central HMI or even the ERP system.

3

Full Centralized Industry 4.0 setup:

All printers across lines and even across plants receive their commands directly from a central ERP (cloud) server though a network connection. Automation levels are high and human interaction is reduced to a minimum as labels and print job parameters are loaded directly into the printers from the central (ERP) system. Access points with Kortho Control Center are optional and only needed in case operator input or local monitoring is required.

TECHNICAL SPECIFICATIONS

TT-32 TT-53 TT-107 TD-107 Ti-12 X-18 X-72

Printers	Thermal transfer printers	Kortho TT-Series: TT-32, TT-53, TT-107
	Thermal direct printers	Kortho TD-Series: TD-107
	Piezo inkjets	Kortho X-Series: X-18, X-72
	Thermal inkjets	Kortho Ti-Series: Ti-12
Devices/systems	Kortho Printerface IoT (optional)	Windows 10, 5 USB ports, Ethernet, Wifi, 32GB memory, 10.1" full color touchscreen with 1280x800 resolution. Bracket included
	Windows PC	Windows 10
	Windows Tablet	Windows 10 with 1280x800 resolution or higher
	Android (app version)*	t.b.e.*
	IoS (app version)*	t.b.e.*
Label design	Label text	Use any TrueType font or create an operator input request field
	Label barcodes	Internal generator for 113+ barcode types including various symbologies
	Label counters/autocodes	Extended functions for counters, date, shift and autocodes
	Label custom counters	Compose a custom ascii counter string by combining autocodes
	Label images	Copy any graphic or logo to the image folder for use in a label
	Label cost per print	Real time cost per print calculation of current/actual label
	Label variable fields	Update fields from databases, ERP output files and/or protocol (PLC) commands
Support	Remote support	Compatible with all Windows based remote desktop services
	Real-time diagnostics	Real-time scope traces off all (moving) mechanics and electronic parts
	Health reports	Download health reports through network or locally directly from printer
	Setting restore	Safe image of printer labels and settings at any time for quick restore/recovery
	Update firmware	Update firmware remotely through network or locally through printer USB port
	Log functions	View historical log of all printer notifications and/or status changes
Automation	ERP direct printing	Select labels and/or update fields automatically upon each new ERP output file
	Automatic print job start	Quick select labels for multiple printers by scanning one barcode
	Auto print multi-labels	Print a selected sequence of multiple labels upon one single print signal
	Auto convert to barcode	Auto convert variable counters/ascii strings into a barcode before printing
	Protocol commands	Update labels, print parameters and printer settings through TCP/IP protocol
Notifications	Central (software) visual	Printer ID tiles/buttons in overview change color depending printer status
	Central (software) text	Click on each tile/button for detailed status info of the corresponding printer
	Local (printer) visual	LED strips change color depending printer status (simultaneous with software)
	Local (printer) text	LCD changes color and displays notification (simultaneously with software)
	Remote push notifications	Receive all notifications remotely on any terminal/device with notification tool
Interfacing	Multi-printer overview	Up to 250 different Kortho printers can be added to the central overview
	Auto-detect	Each printer shall be detected automatically once connected through ethernet
	Auto-configuration	Printer specific interface will be automatically loaded upon detection
	Black/Whitelist printers	Black/Whitelist printers in order to hide/display them from the overview
	Input languages	Windows keyboard is utilized allowing for any input language
	Menu languages	All system menu's and functions can be made available in any language
	Third party software	Can be used in combination with any third party LMS (Nicelabel, Bartender etc.).
	Multi-level user rights	Create multiple user profiles with custom user rights to menu's and/or functions

*yet to be established or unlocked with future firmware releases

BV KORTHOF AH

Lageweg 39
NL-2222AG Katwijk



T: + 31 (0) 71 40 60 480
E: export@kortho.nl

www.kortho.com

